

Nervous System Regulation

AS THE FOUNDATION OF
LASTING TRANSFORMATION

WWW.DRLORIBROWNCOUNSELLING.CA

Introduction

Welcome to your journey towards better nervous system regulation! This guide is designed to help you understand the importance of a well-regulated nervous system and provide practical tools and techniques to support your overall health and well-being. Whether you're looking to manage stress, improve your mood, or enhance your overall quality of life, this guide is here to support you every step of the way.

Why Nervous System Regulation Matters

The nervous system plays a crucial role in how we feel, think, and respond to the world around us. A well-regulated nervous system can help you:

- Manage stress more effectively
- Improve mental clarity and focus
- Enhance emotional resilience
- Support better physical health
- Foster a greater sense of well-being

By learning how to regulate your nervous system, you can create a foundation for lasting transformation in your life.



Disclaimer: This guide is for informational purposes only and is not intended as a substitute for professional medical advice, diagnosis, or treatment. Always seek the advice of your physician or other qualified health providers with any questions you may have regarding a medical condition. Never disregard professional medical advice or delay in seeking it because of something you have read in this guide.

Table of Contents

- Understanding Your Nervous System
- Recognizing Dysregulation
- Lifestyle Foundations for Regulation
- Daily Practices for Nervous System Health
- Advanced Techniques
- Stress Management Strategies
- Building a Support System
- Tracking Your Progress
- Conclusion



Understanding Your Nervous System

Basic Anatomy and Functions



Central Nervous System (CNS)


The central nervous system consists of the brain and spinal cord. It acts as the control center for your body, processing information and sending signals to various parts. The brain is responsible for higher functions like thought, emotion, and memory, while the spinal cord relays messages between the brain and the rest of the body.



Peripheral Nervous System (PNS)

The peripheral nervous system includes all the nerves outside the brain and spinal cord. It connects the CNS to the limbs and organs. The PNS is divided into two main parts:

- **Somatic Nervous System:** Controls voluntary movements and transmits sensory information to the CNS.
- **Autonomic Nervous System (ANS):** Regulates involuntary functions such as heartbeat, digestion, and breathing. The ANS is further divided into:
 - **Sympathetic Nervous System:** Prepares the body for 'fight or flight' responses during stressful situations.
 - **Parasympathetic Nervous System:** Promotes 'rest and digest' activities that occur when the body is at rest.

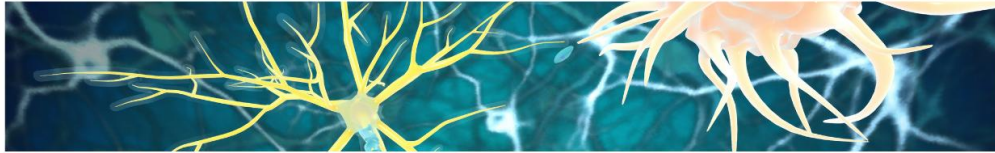


The Stress Response

When you encounter a stressful situation, your body undergoes a series of changes known as the stress response. This process involves:

- **Activation of the Sympathetic Nervous System:** The body prepares to face the stressor by increasing heart rate, blood pressure, and releasing energy stores.
- **Release of Stress Hormones:** Adrenal glands release hormones like adrenaline and cortisol, which help the body respond to the stressor.
- **Physical Reactions:** You may experience increased alertness, faster breathing, and muscle tension.

While this response is essential for survival, chronic activation due to prolonged stress can lead to health issues such as anxiety, depression, and cardiovascular problems.



Key Neurotransmitters

Neurotransmitters are chemical messengers that transmit signals across nerve cells. Key neurotransmitters involved in nervous system regulation include:

- **Serotonin:** Often called the "feel-good" neurotransmitter, serotonin helps regulate mood, appetite, and sleep. Low levels of serotonin are linked to depression and anxiety.
- **Dopamine:** This neurotransmitter is involved in reward, motivation, and pleasure. It also plays a role in regulating movement. Imbalances in dopamine levels are associated with conditions like Parkinson's disease and addiction.
- **Norepinephrine:** Known for its role in the body's 'fight or flight' response, norepinephrine helps manage attention and responding actions in the brain. High levels can cause anxiety and stress, while low levels may result in lethargy and lack of focus.
- **GABA (Gamma-Aminobutyric Acid):** An inhibitory neurotransmitter that helps calm the nervous system, reducing neuronal excitability and promoting relaxation. Low GABA levels are linked to anxiety disorders.

Understanding these basic concepts about your nervous system can help you appreciate how various techniques and practices can aid in its regulation, ultimately supporting your journey towards lasting transformation.

Recognizing Dysregulation

The Stress Response

A dysregulated nervous system can manifest through a variety of symptoms. These can be categorized into physical, emotional, and cognitive signs:



Physical Symptoms:

- Muscle tension or pain
- Headaches or migraines
- Fatigue or low energy
- Digestive issues (e.g., irritable bowel syndrome)
- Rapid heartbeat or palpitations
- Shortness of breath or hyperventilation
- Sweating excessively or cold hands and feet
- Sleep disturbances (insomnia, restless sleep)



Emotional Symptoms:

- Anxiety or panic attacks
- Irritability or mood swings
- Depression or persistent sadness
- Feeling overwhelmed or unable to cope
- Increased sensitivity to stress
- Emotional numbness or detachment



Cognitive Symptoms:

- Difficulty concentrating or focusing
- Memory problems or forgetfulness
- Mental fog or confusion
- Racing thoughts or constant worry
- Decision-making difficulties
- Feeling disconnected from reality



Recognizing these symptoms is the first step towards addressing nervous system dysregulation. If you experience several of these signs regularly, it may indicate that your nervous system is not functioning optimally.

Self-Assessment

Use this simple checklist to help identify if you might be experiencing nervous system dysregulation. Answer each question with "Yes" or "No":

YES	NO	Do you often feel tense or have muscle pain?
YES	NO	Do you experience frequent headaches or migraines?
YES	NO	Do you often feel fatigued or low on energy, even after a good night's sleep?
YES	NO	Do you have digestive issues such as frequent stomach aches, bloating, or irregular bowel movements?
YES	NO	Do you often notice a rapid heartbeat or feel palpitations?
YES	NO	Do you experience shortness of breath or find yourself hyperventilating?
YES	NO	Do you sweat excessively or have cold hands and feet frequently?
YES	NO	Do you have trouble falling asleep, staying asleep, or waking up feeling rested?
YES	NO	Do you frequently feel anxious or experience panic attacks?
YES	NO	Do you often feel irritable or have mood swings?
YES	NO	Do you experience feelings of depression or persistent sadness?
YES	NO	Do you feel overwhelmed by everyday tasks or responsibilities?
YES	NO	Are you highly sensitive to stress?
YES	NO	Do you sometimes feel emotionally numb or detached from your surroundings?
YES	NO	Do you find it difficult to concentrate or focus on tasks?
YES	NO	Do you have memory problems or find yourself forgetting things easily?
YES	NO	Do you often feel mentally foggy or confused?
YES	NO	Do you have racing thoughts or find yourself constantly worrying?
YES	NO	Do you struggle with making decisions?
YES	NO	Do you sometimes feel disconnected from reality or your surroundings?

Scoring:

0-5 Yes: Your nervous system appears to be well-regulated.

6-10 Yes: You may be experiencing some signs of nervous system dysregulation. Consider incorporating relaxation techniques and lifestyle changes to support your nervous system.

11-15 Yes: There are noticeable signs of nervous system dysregulation. It may be beneficial to seek support from a wellness coach, therapist, or healthcare provider.

16-20 Yes: You are likely experiencing significant nervous system dysregulation. Professional support and a comprehensive plan for nervous system regulation are strongly recommended.



Disclaimer: This self-assessment is for informational purposes only and is not intended as a substitute for professional medical advice, diagnosis, or treatment. Always seek the advice of your physician or other qualified health providers with any questions you may have regarding a medical condition. Never disregard professional medical advice or delay in seeking it because of something you have read in this guide.

Use this self-assessment as a starting point to understand your current state and take proactive steps towards improving your nervous system health. Remember, recognizing the signs is the first step towards lasting transformation.




Tips for a Healthy Diet:

- **Stay Hydrated:** Drink plenty of water throughout the day.
- **Balance Your Meals:** Aim for a mix of protein, healthy fats, and complex carbohydrates in each meal.
- **Limit Processed Foods:** Reduce intake of sugary, salty, and highly processed foods.
- **Eat Regularly:** Avoid skipping meals to maintain steady energy levels and support brain function.

Exercise

Regular physical activity is crucial for maintaining a healthy nervous system. Different types of exercise can offer various benefits:



Yoga:

Benefits: Improves flexibility, strength, and relaxation. It also reduces stress and promotes a calm mind.


- **Types to Try:** Hatha, Vinyasa, or Restorative Yoga.



Walking:

Benefits: Enhances cardiovascular health, reduces stress, and improves mood. It's also a low-impact exercise suitable for all fitness levels.

- **Tips:** Aim for at least 30 minutes of brisk walking most days of the week.



Strength Training:

Benefits: Increases muscle strength, improves metabolism, and supports overall physical health. It also helps in maintaining proper posture and reducing injury risk.

- **Types to Try:** Bodyweight exercises, resistance bands, or weight lifting.



Aerobic Exercise:


Benefits: Boosts cardiovascular health, enhances mood, and increases energy levels. It's effective in reducing symptoms of anxiety and depression.

- **Types to Try:** Running, cycling, swimming, or dancing.



Tips for Incorporating Exercise:

- **Find Activities You Enjoy:** Choose exercises that you look forward to doing.
- **Set Realistic Goals:** Start with achievable targets and gradually increase intensity and duration.
- **Consistency is Key:** Aim for regular exercise, even if it's just a few minutes each day.
- **Mix It Up:** Incorporate a variety of exercises to keep your routine interesting and well-rounded.



Sleep

Quality sleep is essential for nervous system health. It helps the body recover, supports cognitive function, and maintains emotional balance.



Importance of Sleep:

- **Restoration:** Sleep helps repair and regenerate tissues, muscles, and cells.
- **Memory and Learning:** Sleep consolidates memories and enhances learning and problem-solving skills.
- **Emotional Regulation:** Adequate sleep helps regulate mood and reduce stress.



Tips for Improving Sleep Hygiene:

- **Stick to a Schedule:** Go to bed and wake up at the same time every day, even on weekends.
- **Create a Relaxing Bedtime Routine:** Develop calming activities before bed, such as reading, gentle stretching, or taking a warm bath.
- **Limit Exposure to Screens:** Avoid screens (phones, tablets, computers) at least an hour before bedtime as blue light can interfere with melatonin production.
- **Make Your Sleep Environment Comfortable:** Ensure your bedroom is cool, dark, and quiet. Invest in a good mattress and pillows.
- **Avoid Stimulants:** Limit caffeine and nicotine intake, especially in the afternoon and evening.
- **Watch Your Diet:** Avoid large meals and alcohol close to bedtime. Opt for a light, healthy snack if you're hungry before bed.

Media Consumption

The content you consume through media can significantly impact your nervous system. Being mindful of what you watch, read, and listen to can help maintain a balanced and calm state.



Impact of Media on the Nervous System:

- **Stress and Anxiety:** Constant exposure to negative news or violent content can increase stress and anxiety levels.
- **Sleep Disruption:** Using electronic devices before bed can interfere with sleep patterns due to blue light exposure and stimulating content.
- **Emotional Well-being:** Engaging with uplifting, educational, or inspiring content can improve mood and overall well-being.





Tips for Healthy Media Consumption:

- **Set Limits:** Allocate specific times for checking news and social media to avoid constant exposure.
- **Curate Your Feed:** Follow accounts and channels that promote positivity, education, and inspiration.
- **Unplug Regularly:** Take breaks from electronic devices to engage in offline activities like reading a book, spending time in nature, or practicing hobbies.
- **Mindful Viewing:** Choose content that aligns with your values and contributes to your personal growth and relaxation.
- **Screen-Free Zones:** Create areas in your home where screens are not allowed, especially in the bedroom.

By integrating these lifestyle foundations—diet, exercise, sleep, and mindful media consumption—you can significantly improve the regulation of your nervous system. These practices contribute to better overall health and well-being, paving the way for lasting transformation. Remember, small consistent changes can lead to significant improvements over time.



Daily Practices for Nervous System Health

Mindfulness and Meditation

Practicing mindfulness and meditation can help you maintain a calm and balanced nervous system. Here are some easy-to-follow exercises:



Mindfulness Exercises:

Mindful Breathing	Body Scan	Five Senses Exercise
<p>Instructions:</p> <p>Sit comfortably with your back straight. Close your eyes and take a deep breath in through your nose, filling your lungs completely. Exhale slowly through your mouth. Focus on the sensation of the breath entering and leaving your body. If your mind wanders, gently bring your attention back to your breath.</p>	<p>Instructions:</p> <p>Lie down or sit comfortably. Close your eyes and take a few deep breaths. Begin by focusing on your toes and slowly move your attention up your body, part by part, noticing any tension or discomfort. Breathe into each area of tension and then release it with an exhale.</p>	<p>Instructions:</p> <p>Take a moment to focus on each of your five senses. Notice five things you can see, four things you can touch, three things you can hear, two things you can smell, and one thing you can taste. This helps ground you in the present moment.</p>
Duration: 5-10 minutes	Duration: 10-15 minutes	Duration: 5 minutes



Meditation Practices:

Basic Meditation	Guided Meditation	Loving-Kindness Meditation
<p>Instructions:</p> <p>Sit in a comfortable position with your back straight. Close your eyes and take a few deep breaths. Choose a word or phrase (like "peace" or "relax") and repeat it silently to yourself. If your mind wanders, gently bring it back to your chosen word.</p>	<p>Instructions:</p> <p>Use a guided meditation app or recording. Find a quiet space, sit or lie down comfortably, and listen to the instructions. Allow the guide to lead you through the meditation.</p>	<p>Instructions:</p> <p>Sit comfortably and close your eyes. Take a few deep breaths. Repeat silently to yourself: "May I be happy. May I be healthy. May I be safe. May I live with ease." Then, extend these wishes to others: "May you be happy. May you be healthy. May you be safe. May you live with ease."</p>
Duration: 10-20 minutes	Duration: 10-30 minutes	Duration: 10-15 minutes



Breathing Techniques

Breathing exercises can quickly calm the nervous system and reduce stress. Here are some methods to try:

Deep Breathing	Duration: 5-10 minutes
Instructions: Sit or lie down comfortably. Place one hand on your abdomen and the other on your chest. Inhale deeply through your nose, allowing your abdomen to rise more than your chest. Exhale slowly through your mouth. Focus on the rise and fall of your abdomen.	
Box Breathing	Duration: 3-5 minutes
Instructions: Sit comfortably with your back straight. Inhale through your nose for a count of 4, hold your breath for a count of 4, exhale through your mouth for a count of 4, and hold your breath again for a count of 4. Repeat the cycle.	
4-7-8 Breathing	Duration: 4-5 minutes
Instructions: Sit or lie down comfortably. Inhale through your nose for a count of 4, hold your breath for a count of 7, and exhale completely through your mouth for a count of 8. Repeat the cycle.	
Alternate Nostril Breathing	Duration: 5-10 minutes
Instructions: Sit comfortably with your back straight. Close your right nostril with your right thumb and inhale deeply through your left nostril. Close your left nostril with your right ring finger, open your right nostril, and exhale through the right nostril. Inhale through the right nostril, close it, and exhale through the left nostril. This completes one cycle.	

Progressive Muscle Relaxation

What you eat plays a significant role in the health of your nervous system. Here are some foods and nutrients that support nervous system health:



Preparation:

- **Instructions:** Find a quiet space and sit or lie down comfortably. Close your eyes and take a few deep breaths.



Tension and Release:

- **Instructions:** Start with your toes. Curl them tightly, hold the tension for 5 seconds, and then release and relax for 10 seconds. Move to your feet, then calves, thighs, abdomen, chest, hands, arms, shoulders, neck, and face, repeating the tension and release process for each muscle group.



Full Body Relaxation:

- **Instructions:** After you've worked through each muscle group, take a moment to enjoy the sensation of relaxation throughout your entire body. Breathe deeply and slowly, allowing any remaining tension to melt away.



Return to Awareness:

- **Instructions:** When you're ready, gently wiggle your fingers and toes, and slowly open your eyes. Take your time getting up, savoring the relaxed state you've achieved.

Incorporating these daily practices into your routine can help maintain a well-regulated nervous system. Regular mindfulness, meditation, breathing exercises, and progressive muscle relaxation can significantly enhance your overall well-being and support lasting transformation.





Simple Somatic Experiencing Practices:

Body Awareness	Grounding	Pendulation
<p>Instructions:</p> <p>Sit or lie down comfortably. Close your eyes and take a few deep breaths. Bring your attention to different parts of your body, starting with your feet and moving up to your head. Notice any sensations, tension, or areas of relaxation. Acknowledge these sensations without judgment.</p>	<p>Instructions:</p> <p>Stand or sit with your feet firmly on the ground. Imagine roots growing from your feet into the earth, providing stability and support. Feel the connection to the ground and notice the sensations in your feet and legs. This exercise helps you feel more present and grounded.</p>	<p>Instructions:</p> <p>Sit or lie down comfortably. Identify an area of your body that feels tense or uncomfortable and an area that feels relaxed or neutral. Shift your attention between these two areas, noticing the differences in sensation. This practice helps balance the nervous system by moving between states of tension and relaxation.</p>
<p>Duration: 10-15 minutes</p>	<p>Duration: 5-10 minutes</p>	<p>Duration: 5-10 minutes</p>

EMDR Basics

Eye Movement Desensitization and Reprocessing (EMDR) is a psychotherapy approach that helps individuals process and heal from traumatic experiences. It involves using bilateral stimulation, such as guided eye movements, to help the brain reprocess traumatic memories and reduce their emotional impact. While EMDR is typically conducted by trained therapists, some introductory techniques can be practiced for self-use.



Introductory EMDR Techniques for Self-Use:

Bilateral Stimulation with Eye Movements	Tapping
<p>Instructions:</p> <p>Sit comfortably and identify a mild distressing memory or thought. Hold this thought in your mind. Move your eyes from left to right, following a horizontal pattern. You can use your finger or a pen as a guide, moving it back and forth in front of your eyes. Continue this for 30-60 seconds, then take a deep breath and notice any changes in your emotional response.</p>	<p>Instructions:</p> <p>Sit comfortably and identify a mild distressing memory or thought. Hold this thought in your mind. Alternately tap your thighs with your hands, left and right, in a rhythmic pattern. Continue this for 30-60 seconds, then take a deep breath and notice any changes in your emotional response.</p>
<p>Duration: 5-10 minutes per session</p>	<p>Duration: 5-10 minutes per session</p>

Disclaimer: EMDR is a powerful therapeutic technique that is best conducted under the guidance of a trained professional, especially for processing significant trauma. The introductory techniques provided here are for mild distress and should not replace professional therapy.



Creating a Stress Management Plan

Once you've identified your stress triggers, you can develop a personalized plan to manage and reduce stress. Here's a step-by-step guide:



Step-by-Step Guide to Developing a Personalized Stress Management Plan:

Identify Your Stressors	Instructions: Use your stress diary and reflections to list your primary stressors. Be specific about what triggers your stress.
Set Realistic Goals	Instructions: Determine what you want to achieve with your stress management plan. Set specific, measurable, achievable, relevant, and time-bound (SMART) goals. For example, "I want to reduce my work-related stress by taking regular breaks and delegating tasks."
Develop Coping Strategies	Instructions: For each stressor, identify coping strategies. These can include: <ul style="list-style-type: none">• <u>Relaxation Techniques</u>: Deep breathing, progressive muscle relaxation, meditation.• <u>Physical Activity</u>: Regular exercise, yoga, walking.• <u>Time Management</u>: Prioritizing tasks, breaking projects into smaller steps.• <u>Social Support</u>: Talking to friends, family, or a therapist.
Create an Action Plan	Instructions: Outline the specific steps you will take to implement your coping strategies. For example, "I will take a 10-minute walk during lunch breaks to manage work stress."
Monitor Your Progress	Instructions: Keep track of how well your plan is working. Adjust your strategies as needed. Regularly review your stress diary and make note of improvements or new stressors.
Evaluate and Adjust	Instructions: Periodically review your goals and progress. Adjust your plan based on what is and isn't working. Be flexible and willing to try new strategies.

Time Management and Boundaries

Effective time management and setting healthy boundaries are crucial for reducing stress. Here are some tips to help you manage your time and establish boundaries:



Tips for Managing Time Effectively:

Prioritize Tasks

Instructions:

Use a prioritization technique, such as the Eisenhower Matrix, to categorize tasks into four categories: urgent and important, important but not urgent, urgent but not important, and neither urgent nor important. Focus on tasks that are important and urgent first.

Set Deadline

Instructions:

Assign realistic deadlines to tasks. This helps prevent procrastination and ensures you stay on track.

Use a Planner

Instructions:

Keep a planner or digital calendar to schedule tasks and appointments. Block out specific times for work, self-care, and leisure activities.

Limit Multitasking

Instructions:

Focus on one task at a time to improve efficiency and reduce stress.

Break Tasks into Smaller Steps

Instructions:

Divide larger tasks into manageable steps. This makes them less overwhelming and easier to accomplish.

Take Regular Breaks

Instructions:

Schedule short breaks throughout your day to rest and recharge. Use techniques like the Pomodoro Technique (25 minutes of work followed by a 5-minute break).



Tips for Setting Healthy Boundaries:

Learn to Say No:

- **Instructions:** Politely decline additional tasks or commitments that overwhelm you. Prioritize your well-being and responsibilities.

Communicate Clearly:

- **Instructions:** Set clear boundaries with others about your availability and limits. For example, "I am not available for work calls after 6 PM."

Designate Personal Time:

- **Instructions:** Allocate specific times for yourself each day. Use this time for relaxation, hobbies, or self-care activities.

Limit Technology Use:

- **Instructions:** Set boundaries on technology use, especially social media and email. Designate times to check and respond to messages to avoid constant interruptions.

Seek Support:

- **Instructions:** If you find it difficult to set boundaries, seek advice from a therapist or counselor. They can help you develop strategies and build confidence in maintaining your limits.

Respect Your Own Needs:

- **Instructions:** Recognize your own needs and make them a priority. Self-care is essential for managing stress and maintaining a healthy nervous system.

By identifying stress triggers, creating a personalized stress management plan, and implementing effective time management and boundary-setting strategies, you can significantly reduce stress and enhance your overall well-being. These practices will support a well-regulated nervous system and contribute to lasting transformation.



Building a Support System

Social Connections

Importance of Relationships and Social Support:

Strong social connections are vital for maintaining a healthy nervous system and overall well-being. Social support provides emotional comfort, practical assistance, and a sense of belonging, all of which help reduce stress and promote mental health.



Tips for Strengthening Social Connections:

- **Make Time for Relationships:** Schedule regular interactions with friends and family.
- **Join Groups or Clubs:** Participate in activities or groups that interest you to meet new people.
- **Be a Good Listener:** Show genuine interest in others' lives.
- **Express Gratitude:** Regularly show appreciation for the people in your life.
- **Be Open and Honest:** Share your thoughts and feelings openly with trusted individuals.

Seeking Professional Help

When and How to Seek Professional Assistance:

Sometimes, professional help is necessary to manage stress and regulate your nervous system effectively. Mental health professionals can provide specialized support and guidance.



When to Seek Professional Help:

- **Persistent Symptoms:** Ongoing stress, anxiety, or depression that interferes with daily life.
- **Difficulty Coping:** Challenges in managing stressors despite trying various strategies.

- **Trauma or Grief:** Experiencing trauma or loss.
- **Relationship Issues:** Struggling with relationships or social connections.
- **Physical Symptoms:** Stress or emotional issues causing physical symptoms.



How to Seek Professional Help:

- **Identify Your Needs:** Determine the type of support you need.
- **Research Providers:** Look for qualified mental health professionals.
- **Seek Recommendations:** Ask for referrals from trusted sources.
- **Schedule a Consultation:** Many therapists offer initial consultations to discuss your needs.
- **Commit to the Process:** Attend sessions regularly and actively participate in the therapeutic process.

By fostering strong social connections and seeking professional help when needed, you can build a robust support system to enhance your well-being and resilience.







Tracking Your Progress

Keeping a Journal

How to Journal for Nervous System Regulation:





Journaling can be a powerful tool for tracking your progress and maintaining a well-regulated nervous system. Here are some tips on how to effectively journal:

-  **Daily Entries:** Write daily about your thoughts, feelings, and physical sensations. Note any stressors and how you responded to them.
-  **Track Practices:** Record your mindfulness, exercise, and relaxation activities. Note what works best for you.
-  **Reflect:** Reflect on patterns and triggers you notice over time. Use this insight to make adjustments to your routines.
-  **Set Goals:** Write down short-term and long-term goals for nervous system regulation and track your progress towards them.

Regular Self-Check-Ins

Tips for Consistent Self-Assessment and Adjustment:

Regular self-check-ins help you stay aware of your progress and make necessary adjustments:




-  **Weekly Reviews:** Set aside time each week to review your journal entries. Assess what's working and what isn't.
-  **Rate Your Stress Levels:** Use a scale from 1 to 10 to rate your stress levels daily or weekly. Look for patterns and changes over time.
-  **Adjust Practices:** Based on your self-assessment, tweak your practices. Increase activities that bring relief and reduce those that don't.
-  **Stay Flexible:** Be open to trying new techniques and adjusting your approach as needed.




Celebrating Milestones

Importance of Recognizing and Celebrating Progress:

Celebrating milestones, no matter how small, can boost motivation and reinforce positive changes:

-  **Acknowledge Achievements:** Regularly acknowledge your progress, whether it's sticking to a daily meditation practice or successfully managing a stressful situation.
-  **Reward Yourself:** Treat yourself to something enjoyable or relaxing as a reward for reaching milestones.
-  **Share Your Success:** Share your achievements with friends, family, or support groups. Their encouragement can reinforce your commitment.





Conclusion

Encouragement and Motivation

Final Words to Inspire Ongoing Practice and Dedication:

Maintaining a well-regulated nervous system is an ongoing journey that requires consistent practice and dedication. Remember, every small step you take contributes to lasting transformation. Celebrate your progress, stay flexible, and continue to explore new techniques that support your well-being. Your commitment to these practices will lead to a healthier, more balanced life.

Stay motivated and keep moving forward—you have the power to create lasting change.

